



## 7. Meeting

**Age range:** Primary

**Theme:** We gather as a community for collective worship that is **inspiring, invitational and inclusive**, reflecting the fact that we are a part of a diverse school family and the wider church community. This term, we are focussing on creativity, and the content of an exhibition being hosted in Surrey this term: **Threads Through the Cross**, the work of textile artist Jacqui Parkinson. We are mindful that relatively few schools will be visiting the exhibition, so are bringing it right into your collective worship in a variety of different ways. Whilst it might seem strange to be focussing on the salvation story at this point in the school year, we hope that the endpoint of Advent and Christmas will be more meaningful having understood the journey to the Cross. We will also be linking to many 'Autumn term' themes that are a natural part of school life as children settle in to a new term, getting familiar with routines, school values and key events. **This week, we continue looking at the Threads Through the Cross exhibition panels, and each week, we will have a similar section, a short time of 'gazing': no discussion initially, just looking and thinking. Then there will be some questions to think/talk about, and then an opportunity to talk and discuss before picking up on the key word linked with the panel – which is what will link into the life of your school. The panel for this week is based on the story of the Transfiguration, and leads into some time to ponder where our own 'thin places' (sacred spaces) might be.**



### How does this link to your school's Christian vision & values?

Each week, there will be a single word that will draw our focus to one particular aspect of either the textile panel or the story linked with it. You should easily be able to link the word to your school's values, but there will also be some suggestions included in the reflective questions as part of each week's materials. This week, we will think about the word **Meeting**: how the disciples experienced a 'thin place', where the dividing line between heaven and earth seemed very thin, and what this might be for each of us. For some, this might be a religious building or place of experience, for others, this might be the natural world, or even your school. Spend plenty of time this week for talking together about this.

### Resources:

- The PowerPoint slides are numbered with a point in the script so you can find your way, and the parts in **bold** show you where to click on to activate the next slide or animation. There are slides to go with today's script, but you could quite easily use some of this collective worship without the PowerPoint if you preferred.
- You will need to....review the opening question and think how you would answer this for yourself. You might decide to place the question on each adult's seat to give them time to think before you involve them in the opening discussion**
- As always, you can find out more about Jacqui's work here: <https://www.jacqui-textile.com/> There is also a video of her being interviewed by BBC NW News at Liverpool Cathedral, when all three of her exhibitions visited in January 2025: <https://www.jacqui-textile.com/bible/>
- In this resource, we include a final slide showing a similar piece of art from a different global tradition, giving pupils opportunities to both appreciate diversity within Christianity, and to see how Christians across the world reimagine this story showing Jesus 'like them' (which of course may mean like some pupils within our school communities). You may wish to use this slide outside of collective worship, enriching your RE provision.**
- There are also some ideas for reflective activities to ponder for use in your reflective areas for this term, listed at the end of the script along with a handy wall chart to print each week for your reflective area. You can find all these as a separate file in our resources area, which may make it easier for teachers to print and use in their classrooms.
- Reflective prayer activity:** Small picture frames, for children to draw their 'thin place' / sacred space / special space. **Print out small frame cards on p.5**

### Gathering:

**Slide 1: Use the new greeting for this term.**



**Leader:** We are a creative community. As we gather together today....

**ALL:** May our thinking, talking and wondering help us to grow.

*Here are BSL actions for some of the words:*

**Leader's words:**

Creative: <https://www.signdictionary.co.uk/view/creative?q=creative#title>

Community: (we use the word 'gathering' as it's a simpler sign!) <https://www.signbsl.com/sign/gathering>

Gather: <https://www.signbsl.com/sign/gather> (1st video), or use the same sign we use for community as they approximate to the same thing!

**Response:**



Think: <https://www.brightbsl.co.uk/signs/think>

Talk: <https://www.signbsl.com/sign/talk> (1st video)

Wonder: <https://www.signbsl.com/sign/wonder> (1st video)

Grow: <https://www.signbsl.com/sign/grow> (2nd video)

## Engaging:

### • Slide 2: Threads Through the Cross

Today, we will be looking at another of Jacqui's panels. But first, here's a question to ponder.....

### • Slide 3: Who would you want to meet.....?

If you could meet and chat with anyone, past or present, who would it be? Involve the adults in the room as well for this discussion! *[Allow a good period of time for thinking / maybe talking to a partner. Talk together about how it would feel, what you would say to them, what questions you would like to ask etc.]*

### • Slide 4: Transfiguration

Today's panel also features an unexpected meeting. Relax, and focus on calm breathing, while I read the words from the Bible (in Matthew chapter 17) which tell the story of this picture:

*Six days later, Jesus took Peter, James, and John (the brother of James) up on a high mountain. They were all alone there. While they watched, Jesus was changed. His face became bright like the sun. And his clothes became white as light. Then two men were there, talking with him. The men were Moses and Elijah. Peter said to Jesus, "Lord, it is good that we are here. If you want, I will put three tents here—one for you, one for Moses, and one for Elijah." While Peter was talking, a bright cloud covered them. A voice came from the cloud. The voice said, "This is my Son and I love him. I am very pleased with him. Listen to him!"*

Now can you work out the answers to our thinking questions for this week?!

....Who are the people in this panel?

....How do you know this?

....Who's holding objects? What are they?

....How are the people feeling? What are the three disciples doing?

....Are there any words to read?

*Now spend a few minutes talking about the things you were thinking about....and pick out the words 'This is my Son, whom I love. With him I am well pleased. Listen to him.'*

....Whose words are these? So, who else is on the mountain? *[God!]*

...I wonder who the disciples were more shocked to meet?!....

....Can you find the bird? What is it this week?

*Some of you might know the story of the Ugly Duckling, which isn't a duckling after all, but a baby swan which is grey and rather unattractive to look at – in the story, people called it 'ugly', until one day, it grew into a beautiful swan. It was transformed, a bit like Jesus in this panel.*

### • Slide 5: Transfiguration

This must've been a very strange experience for the three friends Peter, James and John who were with Jesus on the mountainside. It maybe felt a little like we would feel if we actually did get to meet our fantasy guest(s), because Moses and Elijah were the most famous of all the prophets from Israel's history! It must've felt very confusing.... They might perhaps have thought that this was a dream, and so not something that would be easy to explain afterwards! Jesus had already performed miracles and told parables, so the disciples knew that Jesus was no ordinary human being, but they had probably not expected to hear God himself speaking..... **This is my Son, whom I love. With him I am well pleased. Listen to him.**

This mountainside was what some people call a 'thin place' – a place where God seemed very close.

### • Slide 6: Thin places

...I wonder whether some of you have special places like this – thin places, where you go to feel close to God or close to Nature....or just by yourself?....



....I wonder what it is about that place that makes it special for you?....

....or how being there brings you peace?....

*[you might like to give children some time to talk with a partner]*

### Slide 7: Responding and words for worship

We've heard today about Jesus and the three disciples meeting with God in this thin place on the mountainside. We've thought about what that might've felt like and about our own 'thin places'.....

We're going to create some space now, here, as we are gathered, because our times together in collective worship might sometimes feel like 'thin places' for some.....collective worship offers the opportunity for stillness and reflection in our busy days.....a time to for us to be quiet and thoughtful, or to find God.....there are no wondering questions for us today, so use this peaceful space in a way that feels comfortable for you. You might even want to close your eyes....

*[Length of time for this to be decided by you, according to context]*

### Opportunity for reflection / prayer

As we draw this time to a close, I'm going to use the words of a prayer now. It's a prayer from the Celtic tradition and speaks of finding God in the natural world around us. If this is something that you feel comfortable doing, then do join in with the 'Amen' at the end:

**Slide 8: God of rising sun, be the warmth that I feel.**

**Slide 9: God of gentle wind, be the air that I breathe.**

**Slide 10: God of sacred space, be the peace that I crave.**

**Slide 11: God of setting sun, be the rest I desire.**

© John Birch, used with permission [God Beside Us - Celtic Prayers](#)

**Slide 12: Amen.**

**Sending: Slide 13 (NB note different word from last week!)**

**Leader: As we leave this place & time and go into the day ahead...**

**All: Together, we create a peaceful community!**

BSL Together: <https://www.signbsl.com/sign/together> (1st video); Peaceful: <https://www.signbsl.com/sign/peace>  
You already have signs for 'community'

### To listen to / sing:

As background music: <https://www.youtube.com/watch?v=IDD-9QNzRIY> or if you want something with words, this worship song from Nick and Becky Drake works well to listen / meditate with:

<https://www.youtube.com/watch?v=EU2uokJ18As>

To sing: [It's not just a pile of old bricks - BBC Teach](#), reflecting how school can be a special place for our community.



**Slide 14: Reflective areas – small frames, my 'thin' place (printed from templates p5)**

**Think:** Do you have a special place where you like to go to be with God, or with Nature?

**Do:** Choose a small frame and draw inside it your special place.

**Talk:** How does it feel to be in our special places?

### Slide 15: Showing the baptism of Jesus from different cultural perspectives

Link to original artwork: <https://diglib.library.vanderbilt.edu/act-imagelink.pl?RC=59721>, which includes some key information.

Looking at these two creative interpretations of this part of the story may be something that links with your RE curriculum, reflecting the fact that Christianity is a global religion, encouraging pupils to appreciate the diversity that exists across cultures, traditions and geographical areas. It's important for pupils' wider understanding that they are given opportunities to think about how Christians show Jesus as being 'like them', and that this important story for Christians is imagined in different ways across the world. It also







creates an inclusive classroom environment, giving all pupils opportunity to see themselves in the art that they view.


You may wish to consider these questions:

- *What is the same? What is different?*
- *Which culture / tradition does the 2<sup>nd</sup> piece come from?*
- *Why do we think this?*
- *What questions might we want to / need to ask?*



Print onto card and cut out for your reflective area





# Meeting



**Do you have a special place where you like to go to be with God, or with Nature?**



**Choose a small frame and draw inside it your special place.**



**How does it feel to be in our special places?**

